

*Hello Year 3,*

*How are you all?*

*Not long to half term and hopefully I will get to see you in person soon after that.*

*We are carrying on with our work on fractions, which we started last week.*

Feb 8-13:56

LI: To recognise and find unit and non-unit fractions



I don't think it shows halves because the two parts are not the same.



Rosie

This shows halves because when you cut something in two you get halves.



Peter

Feb 24-09:56

LI:To recognise and find unit and non-unit fractions



---- out of ---- equal parts are shaded

So the fraction shaded is .

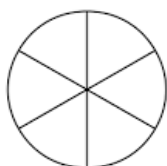


---- out of ---- equal parts are shaded

So the fraction shaded is .

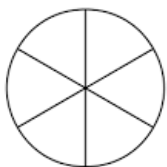
Feb 24-09:56

LI:To recognise and find unit and non-unit fractions



Shade  $\frac{1}{6}$

What is the same about these two fractions?




Shade  $\frac{4}{6}$

What is different?


Feb 24-09:56

LI: To recognise and find unit and non-unit fractions



Circle 1/5

(1 in every  
group of 5)



Circle 3/5

(3 in every  
group of 5)

What is the same? What is different?

Feb 24-09:56

$$\frac{1}{2}$$



The number at the top of a fraction is called the numerator.



The number at the bottom of a fraction is called the denominator.

When the numerator is 1, we say that is a *unit fraction*

If the numerator is *any other number (not 1)*, we say it is a *non-unit fraction*

Feb 8-13:59

LI:To recognise and find unit and non-unit fractions

Complete the sentences.

A unit fraction always has a numerator of \_\_\_\_  
 A non-unit fraction has a numerator that is \_\_\_\_ than \_\_\_\_  
 An example of a unit fraction is \_\_\_\_  
 An example of a non-unit fraction is \_\_\_\_

Can you draw a unit fraction and a non-unit fraction with the same denominator?

Feb 24-09:56

LI:To recognise and find unit and non-unit fractions

Sort the fractions into the table.

	Fractions equal to one whole	Fractions less than one whole
Unit fractions		
Non-unit fractions		

one half

$\frac{2}{2}$

ten tenths

$\frac{1}{3}$

$\frac{3}{4}$

$\frac{1}{6}$

two sixths

$\frac{8}{8}$

Feb 24-09:56

LI: To recognise and find unit and non-unit fractions



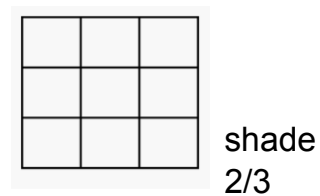
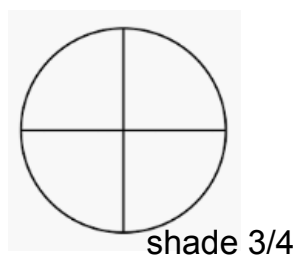
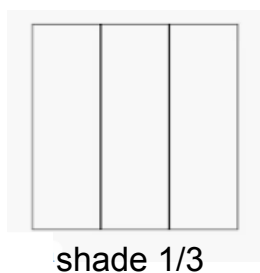
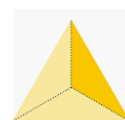
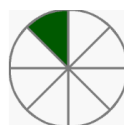
Is Paula correct?  
If you were her teacher  
what would you say  
to her?

Feb 24-09:56

LI: To recognise and find unit and non-unit fractions

Name the fractions shaded.

Circle the unit fractions



Feb 24-09:56

LI: To recognise and find unit and non-unit fractions



Circle  $\frac{2}{5}$



Circle  $\frac{1}{4}$

Feb 24-10:33

*Thank you Year 3*

*Remember if you want to send a photograph of your work, you can send it to [LKS2parents@epcollier.reading.sch.uk](mailto:LKS2parents@epcollier.reading.sch.uk)*

Feb 24-10:35